

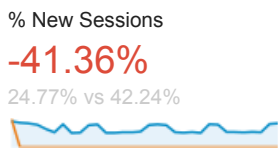
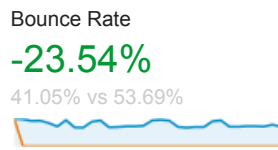
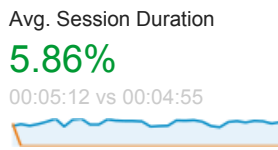
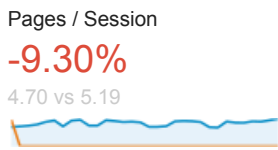
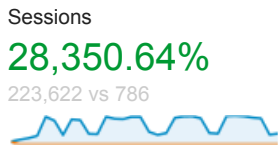
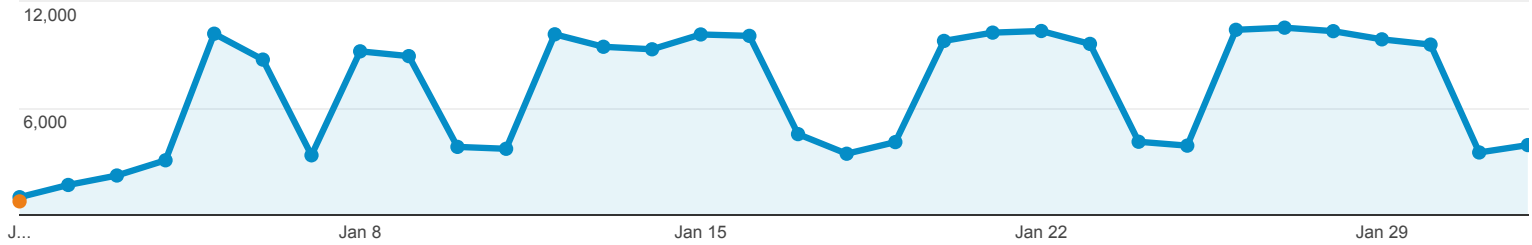
Jan 1, 2015 - Feb 1, 2015
Compare to: Jan 1, 2014 - Jan 1, 2014

Audience Overview

All Sessions
+0.00%

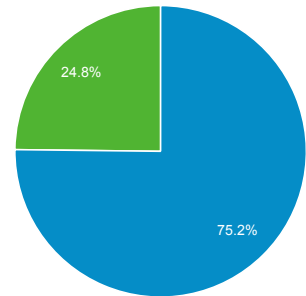
Overview

Jan 1, 2015 - Feb 1, 2015: Sessions
Jan 1, 2014 - Jan 1, 2014: Sessions

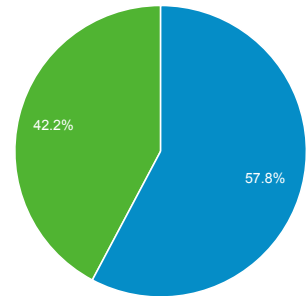


Returning Visitor New Visitor

Jan 1, 2015 - Feb 1, 2015



Jan 1, 2014 - Jan 1, 2014



Language

Language	Sessions	% Sessions
1. en-us		
Jan 1, 2015 - Feb 1, 2015	167,939	75.10%
Jan 1, 2014 - Jan 1, 2014	465	59.16%
% Change	36,015.91%	26.94%
2. ru		
Jan 1, 2015 - Feb 1, 2015	36,165	16.17%
Jan 1, 2014 - Jan 1, 2014	174	22.14%
% Change	20,684.48%	-26.95%
3. en-gb		
Jan 1, 2015 - Feb 1, 2015	6,631	2.97%
Jan 1, 2014 - Jan 1, 2014	15	1.91%
% Change	44,106.67%	55.38%

4. ru-ru	Jan 1, 2015 - Feb 1, 2015	5,340	2.39%
	Jan 1, 2014 - Jan 1, 2014	26	3.31%
	% Change	20,438.46%	-27.81%
5. en	Jan 1, 2015 - Feb 1, 2015	4,501	2.01%
	Jan 1, 2014 - Jan 1, 2014	78	9.92%
	% Change	5,670.51%	-79.72%
6. ka-ge	Jan 1, 2015 - Feb 1, 2015	1,033	0.46%
	Jan 1, 2014 - Jan 1, 2014	3	0.38%
	% Change	34,333.33%	21.03%
7. de	Jan 1, 2015 - Feb 1, 2015	401	0.18%
	Jan 1, 2014 - Jan 1, 2014	2	0.25%
	% Change	19,950.00%	-29.53%
8. ka	Jan 1, 2015 - Feb 1, 2015	377	0.17%
	Jan 1, 2014 - Jan 1, 2014	3	0.38%
	% Change	12,466.67%	-55.83%
9. de-de	Jan 1, 2015 - Feb 1, 2015	189	0.08%
	Jan 1, 2014 - Jan 1, 2014	6	0.76%
	% Change	3,050.00%	-88.93%
10. fr	Jan 1, 2015 - Feb 1, 2015	141	0.06%
	Jan 1, 2014 - Jan 1, 2014	1	0.13%
	% Change	14,000.00%	-50.44%